

# DDC15 SERIES

## DIN Rail DC Converters: 15 watts

### Features

- 4:1 DC Input Range AC Input X 1.414
- 5 V to 24 V DC Output
- Low Profile Design
- Ambient Operation from -40 °C to +70 °C
- Remote On/Off
- 1500 VDC Isolation
- Class B Conducted and Radiated Emissions
- High Efficiency – Up to 85%
- 3 Year Warranty



### Dimensions:

**DDC15:**  
0.71 x 3.58 x 2.22" (18.0 x 91.0 x 56.5 mm)

The DDC series is a range of DIN Rail mounting DC/DC converters designed to offer additional voltages in AC input DIN Rail power systems, provide isolated outputs & noise immunity or support battery powered or battery backed applications. With a 4:1 wide input range the DDC series converters can be supplied by both a 12V or 24V nominal input and offer output voltages between 5VDC and 24VDC

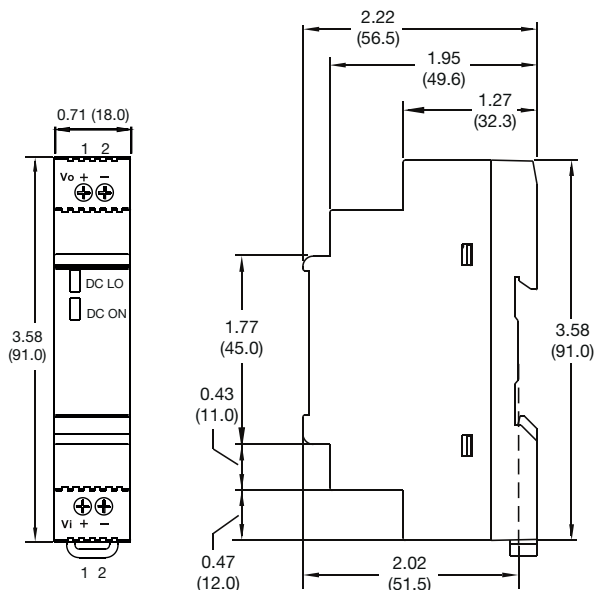
### Models & Ratings

Output Voltage	Output Power	Output Current	Input Current, Typ Max	Maximum Capacitive Load	Typical Efficiency <sup>(1)</sup>	Model Number
3V3	11.5 W	3.50 A	0.62 A/1.8 A	3500 µF	79%	DDC1524S03
5V	13.5 W	2.70 A	0.70 A/1.9 A	3500 µF	80%	DDC1524S05
9V	13.5 W	1.50 A	0.70 A/1.9 A	2200 µF	81%	DDC1524S09
12V	15.0 W	1.25 A	0.76 A/2.1 A	1000 µF	82%	DDC1524S12
15V	15.0 W	1.00 A	0.76 A/2.1 A	1000 µF	83%	DDC1524S15
24V	15.0 W	0.63 A	0.76 A/2.1 A	470 µF	83%	DDC1524S24

### Notes

1. Typical efficiency at nominal input and full load.

### Mechanical Details



Pin Connector		
Conn	Pin	Designation
DC	1	+Vin
I/P	2	-Vin
DC	1	+Vout
O/P	2	-Vout

## Input

Characteristic	Minimum	Typical	Maximum	Units	Notes & Conditions
Input Voltage Range	9		36	VDC	
Input Current					See Models and Ratings table
Inrush Current			20	A	at 36 V
Input Filter	Pi type				
Undervoltage Lockout	On at >8.5 V				
Input Surge			40	VDC	No Damage
Input Protection	T3.0A/63 VDC Internal Fuse				

## Output

Characteristic	Minimum	Typical	Maximum	Units	Notes & Conditions
Output Voltage	5		24	V	See Models and Ratings table
Output Voltage Trim				%	See Models and Ratings table
Initial Set Accuracy	0		±1	%	
Minimum Load	0			A	No minimum load required
Start Up Delay		50		ms	
Start Up Rise Time		2		ms	
Line Regulation			±1	%	
Load Regulation			±1.5, ±1	%	3V3 model, other models
Transient Response			4	% deviation	Recovery to within 1% in <1 ms for a 50% load change at 0.25 A/µs rate
Ripple & Noise			100	mV pk-pk	20 MHz bandwidth
Short Circuit Protection					Trip & Restart (hiccup mode), auto recovery
Overload Protection	110		165	%	Trip & Restart (hiccup mode)
Overvoltage Protection	115		135	%	Of nominal output voltage
Temperature Coefficient			0.03	%/°C	

## General

Characteristic	Minimum	Typical	Maximum	Units	Notes & Conditions
Efficiency		82		%	See Models and Ratings table
Isolation	1500			VDC	Variable
Switching Frequency	150		300	kHz	
Power Density			2.7	W/in <sup>3</sup>	
Mean Time Between Failure	990			kHrs	MIL-HDBK-217F, +25 °C GB
Weight		0.143 (65.0)		lb (g)	
DC ON Indicator	90			%	Of nominal voltage. Green LED
DC Low Indicator	70		90	%	Of nominal voltage. Red LED

## Environmental

Characteristic	Minimum	Typical	Maximum	Units	Notes & Conditions
Operating Temperature	-40		+70	°C	See derating curve
Storage Temperature	-55		+85	°C	
Humidity	5		95	%RH	Non-condensing
Operating Altitude			4850	m	
Cooling					Natural convection
Shock	±3 shocks in each plane, total 36 shocks of 15 g : 11 ms halfsine. Conforms to EN60068-2-27				
Vibration	10-500 Hz at 2 g sweep and endurance at resonance in all 3 planes. Conforms to EN60068-2-6				

# DDC15 SERIES

DIN Rail DC Converters: 15 watts

## EMC: Emissions

Phenomenon	Standard	Test Level	Criteria	Notes & Conditions
Conducted	EN55022	Class B		
Radiated	EN55022	Class B		

## EMC: Immunity

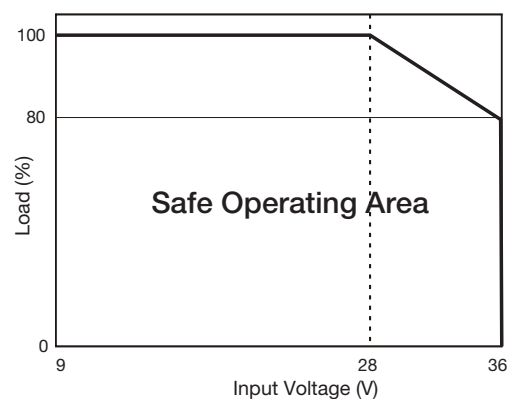
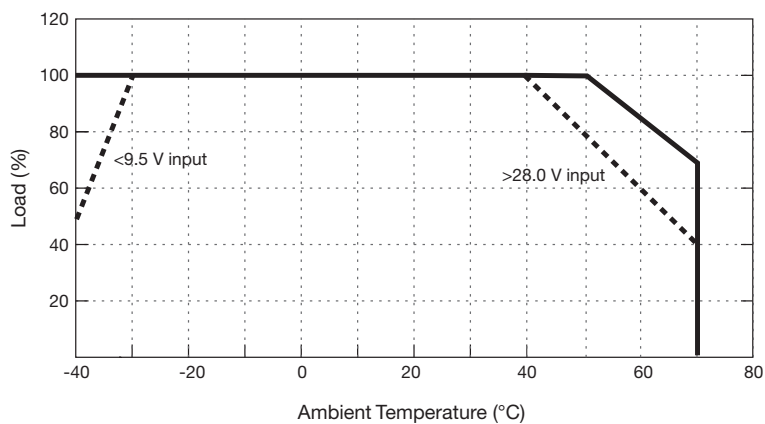
Phenomenon	Standard	Test Level	Criteria	Notes & Conditions
ESD Immunity	EN61000-4-2	6 kV	A	Contact
		8 kV		Air Discharge
Radiated Immunity	EN61000-4-3	10 V/m	A	
EFT/Burst	EN61000-4-4	2	A	
Surges	EN61000-4-5	Installation class 3	A	
Conducted	EN61000-4-6	10 V	A	
Magnetic Fields	EN61000-4-8	4	A	
Dips and Interruptions	EN55024	Dip: 30%, 10 ms	A	
		Dip: 60%, 100 ms	B	
		Dip: 100%, 5000 ms	B	

## Safety Approvals

Safety Agency	Safety Standard	Notes & Conditions
UL	UL508	Industrial Control Equipment
TUV	EN60950-1 +A2:2013	Information Technology
CB	IEC60950-1 +A2:2013	Information Technology

## Application Notes

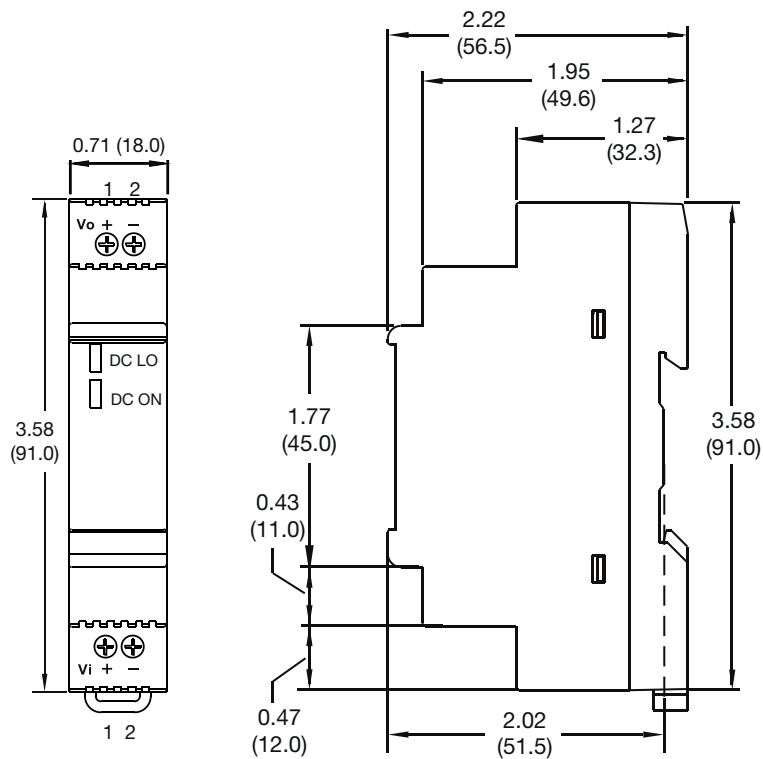
### Derating Curves



# DDC15 SERIES

DIN Rail DC Converters: 15 watts

## Mechanical Details



Pin Connector		
Conn	Pin	Designation
DC	1	+Vin
I/P	2	-Vin
DC	1	+Vout
O/P	2	+Vout

## Notes

1. All dimensions in inches (mm)
2. Weight: 0.143 lbs (65 g)
3. Tolerance:  $\pm 0.02$  in ( $\pm 0.5$  mm)
4. Screw terminal: 12-26 AWG cables size.
5. Connection screw maximum torque: Input: 5 lbs-in (0.56 Nm)